

Holy Trinity, Holy Week Pack



Dear Friends

I have compiled this pack so we can journey through Holy Week together even though we are isolated.

Each day there is a bible reading and some clips to either watch, sing or listen to, for both adults and children along with new activities to do.

I hope that you find this pack useful and enjoy spending time with God.

I would love to see photos of your time using this pack and of the activities or creation, do post them on Holy Trinity Face book site or send them to me at curate@httchurch.org and I will post them for you.

With love and blessing at this time

Revd Cara Kear

Palm Sunday



Bible Passage about Jesus entering Jerusalem as King. Matthew 21:1-11 or Luke 19:28-40

Watch a YouTube acted out presentation of the Luke version of the story here:

<https://www.youtube.com/watch?v=hIOSiWSwfO4> after verse 40 ("I tell you" he replied, "if they keep quiet, the stones will cry out." Time 1.41)

Or for children

Watch a YouTube cartoon presentation of the story here: <https://www.youtube.com/watch?v=VIUk0YCi15w>



Worship Songs you may like to listen to


"Make way, make way" (Graham Kendrick) <https://www.youtube.com/watch?v=tK6XuYhL7JI>

King of Kings majesty (Jarod Cooper) <https://www.youtube.com/watch?v=SnuRIIdNwiwg>

Activities to do

- There are two colouring sheets to colour in to place in your front window whilst also placing a large leaf from your garden or park on your front door or window to remind people it is Palm Sunday (scroll down for them).
- Make a simple crown which can be made from a piece of cardboard and decorated. Write on the side of it: "We honour You King Jesus for You are....."
- Make a collage: You will need: Leaves, sticks, rocks In your garden or on your daily walk why not collect some leaves to make into a collage at home. The people in the story were so excited to welcome Jesus that they grabbed what they could find to worship Him. What other items can you find in your garden or on your walk to make some worship art from? Arrange the items you have found to make your own picture







Holy Monday



Jesus Clears the Temple.

Jesus angers leaders by throwing vendors out of the temple



Bible Passage - Jesus Clears the Temple Matthew 12: 1-17

Watch the story here: <https://youtu.be/asn-ICAcqoY>

Or for children

Watch a YouTube cartoon presentation of the story here: <https://youtu.be/xObRfQS-NKg>



Listen to Jesus is my Superhero (kids) <https://youtu.be/1FY4C930M2Y>

Or <https://youtu.be/GEAcs2B-kNc>

Prayer

Lord Jesus, keep us alert to our daily duties and actions.

May we avoid the trap of routines without acknowledging you first.

Fill our hearts and kindle in them the fire of Your Divine Love.


Lord, hear our prayer.

Activities to do


- Think of what you no longer need and have a clear out collect a few items and then with others set up three boxes or bins in the garden and from a distance see who can throw there old things away and get them into the bin. Clear things out to make room for God. Or write down on slips of paper things you are sorry for and as you place them into the bin/basket say a prayer.
- There are two activity sheets below. Enjoy

JESUS CLEANSSES THE TEMPLE

Help Jesus cleanse the temple.



© SharefaithKids. All Rights Reserved. Reproduction or Reselling forbidden. Not for use without an active SharefaithKids subscription.



Holy Tuesday



Today we will be exploring the story of Jesus being betrayed



John 13:18-35

Watch a cartoon (kids) presentation of the story here <https://youtu.be/yPwKZ3CRPKM> stopping the clip at 4.32 mins

Or watch a presentation of the story here: <https://d2mk4a6j6xxocn.cloudfront.net/3079/high.webm>



Listen to "Im Sorry" <https://youtu.be/VAZd3EWu8tg>

Or God is Love (kids) <https://youtu.be/Sc1wHXmXKsk>

Prayer

Dear God,

Thank you that you are a forgiving God; that no mistake we make cannot be forgiven by you.


Help us to love others and forgive them just as you have forgiven us.

We pray for those who have been let down and hurt in the past that they would come to know you and your love that never fails.


Amen

Activity

- As we remember the betrayal of Jesus. Use the code below to write each other messages of love and encouragement. Maybe you could even deliver them 'spy-style' slipping them into a pocket or drawer!



- Colour in the 30 pieces of silver below



Holy Wednesday



Today we will be exploring the story about Jesus washing His disciples' feet



John 13:1-17.

Watch a YouTube acted out presentation here: <https://youtu.be/yRTjb4tYKZ4> Or for children

Watch a YouTube cartoon presentation of the story here: <https://youtu.be/KmwpHKyif-U>

Activity

- In Jesus' day, people wore sandals and their feet got very dirty. Normally before a meal, a servant would go around and wash everybody's feet. But there were no servants at this Passover meal, so Jesus served his disciples by washing their feet. He set them and us an example to serve each other.

I wonder what things we can do to serve other people. Can you think of some ideas about the simple things that you can do to: Help each other in our home, help other people in our church family, and help other people in our community.

As you have ideas let's write or draw those ideas on pieces of paper, which then pin to a towel.....our serving towel!

When you have finished writing ideas on paper and pinning them onto the towel, you may like to say the following prayer together before hanging up the towel somewhere in the house where everyone can all see it, and it will remind you all to follow the example of Jesus.

Lord Jesus You served Your disciples by washing their feet.

You served us all by giving up Your life on the cross.

Help us to love like You. Help us to give ourselves away to others.

Fill us with Your Spirit and give us Your strength to serve. Amen

- Jesus told his disciples to follow his example. To love each other in the same way that He had loved them. Play a game of 'follow the leader' taking it in turns to be the leader and have everybody else copy you.



Listen to "Every move I make" (kids) <https://youtu.be/MPvnZILn6EY>

"As I have done for you" <https://youtu.be/m9oBFRjmulA>

Maundy Thursday



Events of Jesus' last supper with His disciples, up until He is arrested.

When Jesus was alive, He also enjoyed celebrating special events with a meal with His friends. One of the special meals that Jesus celebrated with His friends was a festival called "The Passover" This was a festival when Jews remembered that God had set them free from slavery in Egypt. Every year Jesus and His friends had this special meal together.



Bible Passage – Jesus sending His disciples to get the Passover meal ready in Luke 22:7-16.



You may like to watch the following YouTube "Passover" song. If you have young children, check the video out first that the crucifixion images are suitable for them:

https://youtu.be/_HCBieuV-QU

Bible Reading 3: Jesus in the garden of Gethsemane Matthew 26:36-46

Watch a YouTube cartoon of the story here (for older children):

<https://youtu.be/osgzksnW3I> as far as "arrest him."

Watch a YouTube cartoon of the story here (for younger children):

<https://www.max7.org/en/resource/wild-mark-14-32to38?folder=a1b854e0-b863-4a57-9aee-bfa2fe5352e2>

Activity


- After his death and resurrection Jesus knew he would be going to heaven to be with Father God. Draw a picture together of what you think heaven looks like.



Finish today session by watching the "Remember me" song from "Friends and Heroes" together

<https://youtu.be/nhFBX5ZSySo>

Activity

- Later play a game of 'Hide and Seek' together, take it in turns to be the person who counts and looks for everybody. Use this as a reminder that Jesus was going away but he had promised to return.
- Bear Hunt: 
- It can be hard to feel like part of a bigger community when we all have to stay inside our homes. Some towns and villages have started putting bears in their windows so that when they go on their daily walk, they can go on a bear hunt. Maybe you would like to do that too? Perhaps you can call your friends and neighbours and ask them to do it so that you can go on a bear hunt as well. Or maybe you can use all kinds of animals and make it into a safari... Why don't you take pictures of your bears and post them on our Facebook page Holy Trinity Twickenham.

Good Friday



Jesus' arrest up to His death and burial.

Today is a day that is called Good Friday and yet lots of bad and sad things happened to Jesus.

To begin please make a large cross out of paper to place on the table or floor where you are gathering, print of and cut out the pictures at the bottom. As you go through the story of what happened, place items on your cross.



Bible Reading 1 – Matthew 26:63 & Luke 22:70 - You will need the ? mark picture

The chief priests asked Jesus lots of questions, but the sad thing is that they didn't really want to hear Jesus' answers, even though He told them the truth about who He was. • They wanted to believe that Jesus was lying. Lay your ? mark picture onto our cross to remind us that the Chief Priests asked Jesus lots of questions.

Bible Reading 2 - Matthew 27:11-26 You will need the picture of the bowl of water

Scroll through the pictures that you will find in the website below, one picture at a time. You will find the words of the story to read at the bottom of each picture: <http://www.freebibleimages.org/photos/jesus-pilate/>

Pilate washed his hands in front of the crowd saying that he was innocent of putting Jesus to death.

Pilate thought that he could wash away his guilt with water, but that isn't possible. People cannot wash away their own sin and guilt.....only Jesus can do that. Place the bowl of water on the cross to remind you of Pilate trying to wash away his sin himself.

"This is how we know what love is" Jesus Christ laid down His life for us. 1 John chapter 3 verse 16



Listen to "Amazing grace" <https://youtu.be/NG0vH4WYChQ>

Or for children "The story of the cross" <https://youtu.be/a1dmm9N-6bl>

Bible Reading 3 -Matthew 27:27-31 – Place the bramble with thorns and the nail onto the cross.

Now read Luke 23:32-34 then place the picture of the eraser.

Activity

While Jesus was hanging on the cross, He prayed an amazing prayer.

He prayed: "Father, forgive them for they do not know what they are doing."

Now write down on a piece of paper (with pencil) all the people we have heard this week who had sinned against Jesus in our story so far.

- Disciples abandoning,
- Judas betraying,
- Peter denying,
- chief priests lying,
- Pilate crucifying

When Jesus said, “Father forgive them” it was like He took out a great big eraser and rubbed out all the wrong things that they had done against Him. Using the eraser, rub out what has been written on the paper

Jesus not only forgave the people all those years ago who had sinned against Him. He forgives us too. When we say sorry, it is like Jesus gets His big eraser out and rubs out our sins and gives us a fresh start.

Bible Reading 4 -Luke 23:38-43 – Place the nail onto the cross.

Scroll through the pictures that you will find in the website below, one picture at a time. You will find the words of the next part of the story to read at the bottom of each picture: <http://www.freebibleimages.org/illustrations/ls-thief-cross/>

One of the thieves believed that Jesus was who He said He was, the Messiah, God’s King. Because He believed, Jesus said that He could come into His Kingdom. Place the crown on the cross to remind you that Jesus welcomes believers into His kingdom.



Listen to “At the cross” <https://youtu.be/4ONVG8DaREA>

Bible Reading 5 -Luke 23:44-49 & Matthew 27:51-52

Bible Reading 6 – Matthew 27:57-60 Place the stone on the cross to remind us that Jesus’ body was put in a tomb with a stone rolled in front of the entrance.

“This is how we know what love is” Jesus Christ laid down His life for us. 1 John chapter 3 verse 16



Listen to “When I survey” <https://youtu.be/dPdmmzRHIMA>

or for children “I love you” <https://youtu.be/JlezMDAEuj4>

Activity's

- You will need: A pot, soil, a fruit or vegetable with seeds Collect the pips or seeds from any fruits/vegetables you have in the house e.g. tomato or peppers seeds, apple or orange pips. Plant the seeds in the pots and see if you can get them to grow. Think about how you had to break open the fruit or vegetable to get the seeds out. Jesus knew that he had to die to take the punishment for the sins of the world.
- Activity: Make a simple tomb (cave) out of Lego, Duplo, cardboard boxes, yoghurt pots etc. The tomb needs to be put on the table / floor where you will meet for worship on Easter Sunday. Wrap up a peg with white kitchen roll and place it inside the tomb to represent Jesus’ body. Put a large stone in front of the tomb’s entrance. The stone could be either a real stone, or made from card, Lego, Duplo etc.

Easter Saturday – Join in with Sunday school live as Vickie leads an opportunity to show the gardens you have made, email Vickie for the link.

Easter Sunday click on our you tube link to follow our service, available on our web site.

Story Pictures to cut out before you begin.

